

## SUZY PRINT OPAQUE (PLASTISOL OPAQUE COLOURS)

### GENERAL INFORMATION :



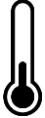



This product is used to get leather effect on the light & dark ground fabric with soft feel, extremely good washing - rubbing fastness and stretchability. This material is available in various opaque shades as shown in our shade card.

### METHOD OF PRINTING :

- Print the material directly without adding anything into it by screen on the fabric.
- For white colour printing apply three strokes, and for other colour printing apply two strokes only.
- As the material is non-drying in nature it is printed by wet on wet process on hot table or print one colour and dry it by hot air dryer or by spot curing and then print second colour. First colour will not get cured but at the same time it will not stick to screen while printing second colour.

For printing opaque colours on dark ground or to get more opacity, first print suzy print plain (Soft base) on fabric & then print opaque colours on it.

### SPECIFICATIONS :

	<p><b><u>Fabric Type :</u></b> Cotton / Poly Cotton Blends</p>		<p><b><u>Mesh :</u></b> 32 – 100T (86 - 250)</p>
	<p><b><u>Cure Temperature :</u></b> 3 mins at 180 °C - 190 °C or Fuse for 8 – 10 secs</p>		<p><b><u>Addtives :</u></b> 1 to 2% Reducer</p>
	<p><b><u>Storage :</u></b> In cool place &amp; avoid direct sunlight. Close the cointainer properly to avoid drying of inks.</p>		<p><b><u>Cleaning :</u></b> Clean with Turpentine or Ethyl Acetate.</p>

*The above information is given as per best of our knowledge and in good faith but without warrantee. We do not accept any legal responsibility for the contents in the literature. Users must take full lab test and trail before the use.*

