

SUZY PRINT RAISE EFFECT (PLASTISOL PUFF INK)



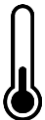



GENERAL INFORMATION :

This product is used to get raised or puff effect printing. Ink will get raised on curing.

METHOD OF PRINTING :

- First Print Suzy Print Raise effect ink directly on fabric as a underbase.
- After printing flash cure the print and do not over heat as it may begin to puff early.
- After flash curing, overprint the design with required plastisol colours.
- Dry the print and cure the fabric to get desired result.

SPECIFICATIONS :

	<p><u>Fabric Type :</u> Cotton / Poly Cotton Blends</p>		<p><u>Mesh :</u> 32 – 43T (86 - 110)</p>
	<p><u>Cure Temperature :</u> 3 mins at 180 °C - 190 °C or Fuse for 8 – 10 secs</p>		<p><u>Additives :</u> 1 to 2% Reducer</p>
	<p><u>Storage :</u> In cool place & avoid direct sunlight. Close the container properly to avoid drying of inks.</p>		<p><u>Cleaning :</u> Clean with Turpentine or Ethyl Acetate.</p>

The above information is given as per best of our knowledge and in good faith but without warrantee. We do not accept any legal responsibility for the contents in the literature. Users must take full lab test and trail before the use.

