

SUZY PRINT FOIL BASE (PLASTISOL FOIL, FLOCK AND BEAD ADHESIVE)

GENERAL INFORMATION :

This product is used for printing foil, flock and beads on fabrics with good washing and rubbing fastness.

METHOD OF PRINTING :

- Print the material directly without adding anything into it by screen on the fabric.
- Flash cure the printed portion and over print again by applying two strokes.



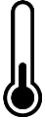



For Foil Printing :

- Apply foil on above printed design and fuse it at 170°C - 180°C for 8 -10 secs.
- Allow the print to cool and remove the foil from the print to get desired result.

For Flock and Bead Printing :

- Apply flock/bead over the printed design and cure the print by passing through conveyor at 170°C - 180°C for 1 – 2 mins. (you can fuse the print if required)

SPECIFICATIONS :

 <p><u>Fabric Type :</u> Cotton / Poly Cotton Blends</p>	 <p><u>Mesh :</u> 32 – 43T (86 - 110)</p>
 <p><u>Cure Temperature :</u> 3 mins at 180 °C - 190 °C or Fuse for 8 – 10 secs</p>	 <p><u>Addtives :</u> 1 to 2% Reducer</p>
 <p><u>Storage :</u> In cool place & avoid direct sunlight. Close the cointainer properly to avoid drying of inks.</p>	 <p><u>Cleaning :</u> Clean with Turpentine or Ethyl Acetate.</p>

The above information is given as per best of our knowledge and in good faith but without warrantee. We do not accept any legal responsibility for the contents in the literature. Users must take full lab test and trail before the use.