

SUZY DOTTING INK – PLASTISOL INK



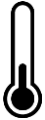



GENERAL INFORMATION :

This product is used to increase the grip of fabrics (gloves or mats) and to get leather effect on the light & dark ground fabrics with extremely good washing and rubbing fastness. This material is available in many bright colours & fluorescent colours.

METHOD OF PRINTING :

- Print the material directly without adding anything into it by open mesh screen on the fabric or **Print through high density screen (400 - 700 microns chromoline film stucked below the silk screen) or through open mesh screen (30-40 mesh)for more deposition to occur.**
- As the material is non-drying in nature it is printed by wet on wet process on hot table or print one colour and dry it by hot air dryer or by spot curing and then print second colour. First colour will not get cured but at the same time it will not stick to screen while printing second colour (this is applicable only when printed through 120 or higher mesh screen).

SPECIFICATIONS :

	<p><u>Fabric Type :</u> Cotton / Poly Cotton Blends</p>		<p><u>Mesh :</u> For dotting effect use hi density screen or Use metallic stencil type screen.</p>
	<p><u>Cure Temperature :</u> 3 mins at 180 °C or Fuse for 8 – 10 secs</p>		<p><u>Addtives :</u> 1 to 2% Reducer.</p>
	<p><u>Storage :</u> In cool place & avoid direct sunlight. Close the cointainer properly to avoid drying of inks.</p>		<p><u>Cleaning :</u> Clean with Turpentine or Ethyl Acetate.</p>

The above information is given as per best of our knowledge and in good faith but without warrantee. We do not accept any legal responsibility for the contents in the literature. Users must take full lab test and trail before the use.

