

**BRIGHT SILVER WB / BRIGHT GOLD (EF) OR (RG) /  
BRIGHT PALE GOLD / BRIGHT META BASE**

**(WATER BASED FOIL EFFECT INKS IN SILVER, GOLD & COLOURS)**

**GENERAL INFORMATION :**

Bright Silver WB, Bright Gold WB & Bright Meta Base are products which gives bright silver, gold & colour foil effects respectively after printing and curing.

**METHOD OF PRINTING SILVER & GOLD EFFECTS :**

**Method 1 for direct foil effect of silver & Gold:**

Add 3-4% fixer in Bright Silver WB & Bright Gold WB before starting to print. Directly print the material on fabric by screen & do not add any color pigment to it. For better opacity flash cure the printed portion and print again 2<sup>nd</sup> time.

Cure at 140°C to 160°C temperature & you will get bright silver effect similar to foil effect.

**Method 2 for smoking effect or sparkling effect of silver:**

Take 20 % Bright Silver WB mix with 80 % Pigment printing paste then add any required colour pigment to it.

Add 2 – 3 % of Fixer & print it directly on fabrics.

Cure at 140°C to 160°C temperature & you will get Smoking/sparkling silver effect on printed portion.

Note : There are two products in Bright Gold as below :

1. Bright Gold RG – contains formaldehyde but little better shinning.
2. Bright Gold EF – formaldehyde free with little lesser shinning compared to RG.

**METHOD OF PRINTING BRIGHT META BASE:**







Add any required pigment emulsion to Bright Meta Base.

Add 3-4% of fixer to it & print it on the fabrics.

Cure at 140°C to 160°C temperature & you will get bright colour effect similar to foil effect.

Note : Need to print underbase for printing on hosiery fabrics & no underbase will be required for printing on cotton fabrics.

**SPECIFICATIONS :**

	<b><u>Fabric Type :</u></b> Cotton / Poly Cotton Blends		<b><u>Mesh :</u></b> 32 – 43T (86 – 110 )
	<b><u>Cure Temperature :</u></b> 3 mins at 150 °C or Fuse for 8 – 10 secs		<b><u>Additives :</u></b> 1 to 2% Anti-Chocking Additive 2 – 3 % Fixer
	<b><u>Storage :</u></b> In cool place & avoid direct sunlight. Close the container properly to avoid drying of inks.		<b><u>Cleaning :</u></b> Clean with Water or mild detergent.

*The above information is given as per best of our knowledge and in good faith but without warrantee. We do not accept any legal responsibility for the contents in the literature. Users must take full lab test and trail before the use.*

